
















Air4media Pilot v10 BETA
ACME Creative Agency ONLINE
ACME Creative Agency
Laurent P Groult

- Dashboard
- Documentation
- CLIENTS
- DIGITAL ASSETS
 - Assets Manager
 - Stories
 - Assets
 - Accounts
 - Groups
 - Collections
 - Catalogs
 - Workflow
 - Downloads
 - Safeboxes
 - Lightboxes
 - Newsletter
 - Stats
 - Logs
- FLYING LICENSE
- WEBSITE
- AI
- SETTINGS
- PLATFORM

Stories

All Catalogs
+ New Story

	Title	Name	Date	Assets	Catalog	Credit	Source	Excl
<input type="checkbox"/>		x17_shay_mitchell_hassie_031826	3/19/2026	24	Photos	X17online.com	sendall	
<input type="checkbox"/>		x17_baywatch_filmig_031826	3/19/2026	0	Videos			
<input type="checkbox"/>		x17_ben_affleck_clinic_031826	3/19/2026	11	Photos	Globo/X17online.com	premium_in	
<input type="checkbox"/>		x17_ben_affleck_clinic_031826	3/19/2026	0	Videos			
<input type="checkbox"/>		x17_hassie_harrison_baywatch_031726	3/18/2026	0	Videos			
<input type="checkbox"/>		x17_Hassie_Harrison2_031826	3/18/2026	18	Photos	Juliano/X17online.com	sendall	
<input type="checkbox"/>		x17-Hassie_Harrison_Baywatch_031826	3/18/2026	10	Photos	Juliano/X17online.com	sendall	
<input type="checkbox"/>		x17_tate_mcræ_alix_031526	3/18/2026	14	Photos	Juliano/X17online.com	sendall	
<input type="checkbox"/>		x17_jennifer_garner_smile_031426	3/18/2026	16	Photos	Globo/X17online.com	premium_in	
<input type="checkbox"/>		x17_ben_affleck_clinic_031726	3/18/2026	0	Videos			
<input type="checkbox"/>		x17_rebecca_gayheart_pt2_031726	3/18/2026	26	Photos	X17online.com	sendall	
<input type="checkbox"/>		x17_rebecca_gayheart_first_pix_031726	3/18/2026	20	Photos	X17online.com	sendall	
<input type="checkbox"/>		x17_noah_beck_jessica_belkin_031726	3/18/2026	0	Videos			
<input type="checkbox"/>		x17_Noah_Beck_Jessica_Belkin_031726	3/17/2026	16	Photos	luis/X17online.com	sendall	
<input type="checkbox"/>		x17_Noah_Beck_031726	3/17/2026	10	Photos	luis/X17online.com	sendall	

Showing 1 to 15 of 186345 records
Previous 1 2 ... 12423 Next

Stories

Browse and manage your DAM stories — each story groups a set of media assets under a single subject, such as a campaign shoot, a product series, or a press event. For ACME Creative Agency, this might include a "Spring Collection 2025" shoot or a brand launch event.

Key Features

- **Story List:** View all stories with thumbnail, title, date, catalog, credit, source, and asset count at a glance
- **Exclusive Badge:** Stories marked as exclusive display a gold "Excl" badge with a star icon — useful for spotting premium or priority content
- **Asset Count:** See how many assets belong to each story directly in the list, without opening it
- **Catalog Filter:** Use the dropdown to narrow the list to stories from a specific catalog
- **Search:** Find stories by keyword across title, description, credit, tags, and location — results update live
- **Story Detail:** Click **Edit** on any row to open a full detail panel showing all metadata and a scrollable grid of the story's assets
- **Asset Preview:** Click any thumbnail inside a story detail to view full asset metadata — filename, keywords, location, credit, file size, and more
- **New Story:** Create a new story directly from the **New Story** button in the top-right corner
- **Stats Bar:** Live counts at the top show total stories, assets, cloud-hosted files, accounts, and downloads for the selected site

How to Use

1. Select a DAM site from the site selector in the top bar — the story list loads automatically
2. Browse stories sorted by date, newest first, by default
3. Use the **Search** box to filter by keyword — results update live across title, credit, tags, and more
4. Use the **Catalog** dropdown to show only stories from a specific catalog
5. Click any sortable column header (Title, Date, Assets, Credit) to re-sort the list
6. Click **Edit** on any row to open the story detail panel
7. In the detail panel, review the story's metadata (catalog, credit, source, location, tags, exclusive status) and scroll down to see all assets in a thumbnail grid
8. Click any asset thumbnail to open its full metadata — filename, keywords, size, location, and

more

9. To add a new story, click **New Story** in the top-right corner

Tips

- If no stories appear, make sure a DAM site is selected in the topbar — the page shows a reminder if none is chosen
- The stats bar refreshes whenever you switch sites, giving an instant snapshot of total content volume
- Exclusive stories are flagged with a gold badge — handy when deciding which content to feature or promote first
- Use the Catalog filter together with Search to zero in on a specific subject within a large archive
- Asset counts in the list are a quick way to gauge which stories have the most content before opening them